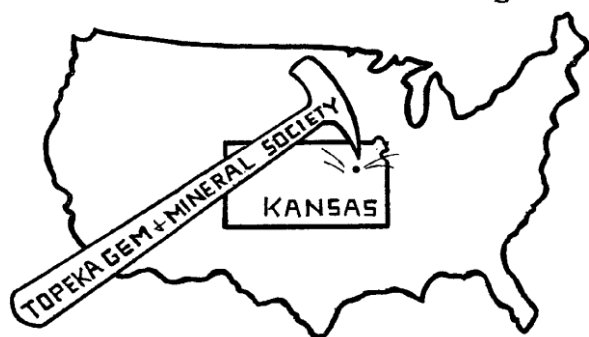


The Topeka Gem and Mineral Society, Inc.
 1934 SW 30th St. Topeka, KS 66611
 Rock2Plate@aol.com

THE GLACIAL DRIFTER



www.TopekaGMS.org or
 Facebook: Topeka Gem and Mineral Society Field Trips

The Topeka Gem & Mineral Society, Inc.
 Organized December 3, 1948

Member of Rocky Mountain Federation of
 Mineralogical Societies American Federation of
 Mineralogical Societies



The Glacial Drifter, Vol. 67, No. 5
 May 2024



The Purpose of The Topeka Gem & Mineral Society shall be exclusively educational and scientific: (1) to promote interest in geology and the lapidary arts; (2) to encourage the collection and display of rocks, gems, and minerals; (3) to encourage field trips and excursions of a geological, or lapidary nature; and (4) to encourage greater public interest and education in gems and minerals, cooperating with the established institutions in such matters.

Meetings: 4th Friday of each month, September to May, 7:15 pm, First Congregational Church, 1701 SW Collins Ave, Topeka, KS 66604. No meeting in December unless notified of a change. Picnic meetings are held, June, July and August.

Dues: Individual, \$15.00; Couple, \$20.00; Junior (under 18 years of age), \$5.00. Dues are collected in December for the following year. Send dues to: **Millie Mowry, Treasurer, 1934 SW 30th St, Topeka, KS 66611.**

www.TopekaGMS.org

2024 OFFICERS AND CHAIRS

President	Brad Davenport	379-8700	Cab of the Month	Donna & Russell Hedge	620-660-1651
1 st Vice Pres.	David Dillon	221-4315	Field Trip Coord.	Chuck Curtis	286-1790
2 nd Vice Pres.	Cinda Kunkler	286-1790	Publicity	Donna Hedge	620-660-1651
Secretary	Stacy Haug	1-857-3350	Welcome/Registration	Harold Merrifield	633-9745
Treasurer	Millie Mowry	267-2849	Property	Chuck Curtis	286-1790
Directors	Doria Skinner	231-9347	AFMS Scholarship	Cinda Kunkler	286-1790
	Jim Baer	785-256-2432	Editor/Exchange Editor	Millie Mowry	267-2849
	Shirley Schulz	n/a	Show Chairman	Millie Mowry	267-2849
Historian	Cinda Kunkler	286-1790	Show Dealer Chairman	Dave Dillon	221-4315
Federation Rep	Chuck Curtis	286-1790	Show Secretary	Cinda Kunkler	286-1790
Corporation Agent	Millie Mowry	267-2849	Jr. Rockhound Leader	Dennis Hippe	230-6729
Librarian	Amy Fluke	862-8876	Show Case Coordinator	Cinda Kunkler	286-1790
Web Master	Chad Skinner	640-6617			

Area Code for all numbers is (785).

EXCHANGE BULLETINS WELCOME

For exchange newsletters contact the club via mailing address listed above or email at rock2plate@aol.com .
Permission is granted to reprint articles only if proper credit is given to the author, Glacial Drifter and the date.

Fodder from the President. MAY/2024



Howdy all.

May B flyin away. Half the month is gone and I, may have a quarter of my spring tasks completed. Completing jobs no longer gives me the sense of satisfaction they once did. My mind always jumps ahead to the next thing I need to tackle. Tackling hurts these days. So does blocking. If I fall down, how hard is it to get back up and get back to the huddle? Yes, I am still missing football.

I did manage to make it to the Wichita and McPherson clubs shows. Over 600 miles of traveling in 8 days. My butt, back, neck and brain all hurt. The Wichita club and show is growing old and tired. Nothing much seems to change through the years. By contrast, the show in McPherson is always interesting and vibrant. There were lots of young people in attendance. It also appeared that everyone was buying. I had some great visits with club members and vendors. It was pushing 6:00 before I headed out the door for my long trip home, But not before a stop at WOODY'S BBQ.

On the home front, our April general meeting had more than two dozen in attendance for a great program on Michigan native copper by our energetic Jason Schulz.

Your Publicity committee is nailing down details for the show in October. Something for your consideration is that we are a bit ahead of schedule on a couple of details. One is this year's T-Shirts. We are taking orders RIGHT NOW. We want to have them on our backs by July's Shawnee County Fair. This is a couple of months early so don't put it off. Call or Email Millie to place your order today.

We have had a bit of an up-tick in participation out here at the shops. It is always amazing at the beautiful items you folks create.

We do need to schedule a mini-work-day out here. Not a big cleaning event but getting our cabbers transferred on to new granite baseboards. I also need a hand or several of them to help me dig out the increasing number of extra machines we have to wipe them down and get them photographed so we can get them listed for sale and the hell out of my shop.

When this gets done, we can start to deal with the vast quantity of lapidary material that Dave Dillon will be liquidating. There is some fascinating older material that hasn't been available for decades. This will not be a bargain basement cut rate sale because of the quality, But, if we play nice with Dave we may indeed be the first ones to get a shot at buying some tremendous material.

Don't forget our field trip Saturday to Turkey Point. This is a Pennsylvanian fossil site. It is at a rural intersection so do bring your Hi-Res vest. Check here or on our website for details.

And speaking of websites, a big thank you goes out to Chad Skinner for creating us a QR code that you can use or plaster around.

Brad

UP Coming General Meeting Program

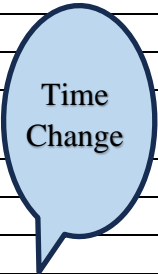
Hello ALL! Summer is almost here, next month (June) starts our 'picnic' pot luck dinners, 4th Friday as always, but starting at 6:30. That said, the program this month will be a video:

"How to Find Genuine Diamonds in Arkansas", come join us before you start your Memorial Day weekend. Maybe it will give you summer vacation plans! Please feel free to bring a few treats to share and some of your jewelry, cabs and or specimens for the cab of the month to show off! See you on May 24!

Cinda 2nd VP.

TTGMS Event Calendar

May 2024			June 2024		
1	W		1	S	
2	T		2	S	
3	F		3	M	
4	S		4	T	Brad's Shop Open 6-10 pm
5	S		5	W	
6	M		6	T	Jr RHDS 6 p.m. at FC Church 1701 SW Collins
7	T		7	F	
8	W		8	S	
9	T		9	S	
10	F		10	M	
11	S		11	T	Brad's Shop Open 6-10 pm
12	S		12	W	
13	M		13	T	
14	T	Brad's Shop Open 6-10 pm	14	F	Jim Baer ON Vacation
15	W		15	S	
16	T		16	S	
17	F		17	M	
18	S	Field Trip - Melvern Lake see below	18	T	Brad's Shop Open 6-10 pm Jim Baer ON Vacation
19	S		19	W	
20	M		20	T	
21	T	Brad's Shop Open 6-10 pm	21	F	
22	W		22	S	
23	T		23	S	
24	F	General Mtg. Gather 7:15 p.m. FC Church 1701 SW Collins	24	M	
25	S		25	T	Brad's Shop Open 6-10 pm
26	S		26	W	
27	M		27	T	
28	T	Brad's Shop Open 6-10 pm *Broom Casting 6 pm	28	F	PICNIC TIME - Mtg. Gather 6:15 p.m. eat at 6:30 pm FC Church 1701 SW Collins
29	W		29	S	
30	T		30	S	
31	F				



As A Reminder!

If you are wanting to take a class in Silversmithing or wire wrapping you are to call either Jim Baer at 785-256-2432 or email him at jimbaer73@gmail.com, for wire wrapping contact Millie Mowry at 785-267-2849 or email rock2plate@aol.com the Monday before class to let them know you will be there.

JR ROCKHOUND Classes & Reminders

Here are reminders of the next months of classes: **First Congregational Church, 1701 SW Collins Ave., Topeka, KS.** Sign in starting at 6:00 pm and classes starting at 6:30 pm. 1st Thursday of each month.



<https://www.facebook.com/TopekaGMSJuniorRockhounds>

To register for the Junior Rockhounds or any of the classes, email:

Dennis Hippe at: go.purple@hotmail.com

Next Class: June 7, 2024 Dinosaurs---Pat Gilliland

Reminder: If you want to earn the patches from the classes that you have attended you need to turn in your homework assignments.

Rocks for Juniors

Reminder to bring any extra rocks you might have that you would like to donate to the Junior Rockhound Club. We are trying to let the kids go on a "field trip" after class. Some of them really don't have much of a chance to add to their collection. We will have a table set up at the back of the room that they can come to and let them each pick out four rocks that you have graciously donated. This way they can add to their collection. Thank you so much for your contributions. This wouldn't be possible without you.

The July class of the Junior Rock Hounds falls on Thursday July 4th so we will not meet on the 4th. Instead, we will meet one week later on Thursday July 11th at the regular time.

Dennis Hippe

Dillons Community Reward Program

The Topeka Gem & Mineral Society has enrolled with the Community Rewards with Dillon's Store. You can enroll your shopper's card at: www.dillons.com/communityrewards once you sign up it will take about 7 to 10 days to be activated and our Club to start earning the rewards. At the bottom of your Kroger receipt you will notice "At your request, Kroger is donating to 'your organization name'".

1. You will have to re-register each year.

If you have any other questions email DCR@dillonstores.com

[1st quarter's rebate amounted to \\$50.64.](#)


[2nd quarter's rebate amounted to \\$57.98 Thank you 12 people](#)



The Library has moved.

In the TTGMS Library there are well over 100 books to choose from That cover a vast array of subjects of lapidary art and geology.

The library has currently moved to the church storage area, contact Cinda if interested in checking out a book.



Howdy Fellow Field Trippers:

Your Field Trip Committee is delighted to announce that the May 18th field trip will be in search of fossils at Turkey Point south of Osage City near Melvern Lake. We will meet east of Osage City at the commuters parking lot on the corner of 75 and 31 highways for sign in and group picture. Please come early - we'll be there 9:00ish. Plan on heading out at 10:00 sharp. We will be searching around a three-corner intersection. Please be on high alert for traffic at all times. This is a good place to make Safety Vests mandatory. Hope to see you there.

Chuck Curtis, Field Trip Coordinator

Deadline for ording t-shirt-----June 10th, 2024

Orders for this year's Club T-Shirts are being taken now. Let Millie know the quantity and size you want. Rock2plate@aol.com or 785-267-2849 leave message.

We are still in need of a lot of UPC labels From Best Choice products. Bring them in to Cinda So, we can get our rebate.



Publicity Meeting Minutes

The Publicity Meeting was held at Millies on the 17th of April. Agenda addressed:
 The Billboard is in progress with Lamar Printing. We have the four billboards the club requested. Flyers have been printed for distribution. They can be obtained at the shop or contact Millie.
 Dave Dillon has been working on finding sponsors for this years show. Calhoun has submitted a sponsorship equal to the amount he gave last year.
 Millie put together new forms to help the sponsorship reporting process - with the receipts etc.
 We discussed the QR Code Chad was working on and it was agreed to go ahead and utilize this on our website and materials as appropriate.
 The T-Shirt design was approved and as of first week in may was taken to the print shop in NOTO (Embroidery Plus by Turquoise). See Millie to purchase your t-shirts as soon as possible so we may know how many to order. They should be done by the middle of July.
 A new member in the Publicity Committee, Sky Davis talked to us about her experience selling her jewelry at the Woodshed and it was agreed that it would be an excellent opportunity for members of the club to set up a table on the Sundays they have the Flea Market. The cost of two spaces, outside, are \$15.00 where the Club could pass out Flyers and coupons to promote the Gem and Mineral show.
 Cinda has been getting the show info on Rock & Gem and Cathy Lewis has arranged to get the Show info in the Health & Wellness Magazine.
 The Next Publicity Meeting will be on May 15th
Donna Hedge

Greenstones, greenstones and green stones

Dr. Bill Cordua, University of Wisconsin-River Falls (Ret)

Geological terminology is difficult for beginners. It does not help when the same term is used for different things. During a recent club meeting, the term greenstone came up. Ely, Minnesota is the site of a famous formation called the Ely Greenstone. Greenstone is also a term used for something different - the official gemstone of Michigan. When a club member asked "Is jade a greenstone?" I knew we were in for trouble. Jade is indeed often a green stone. So are malachite and emerald. But these aren't greenstones. See what I mean by confusing?

Let's start with the Ely Greenstone. Call it greenstone 1. This greenstone term is used by geologist for rocks that have been metamorphosed so that green minerals such as chlorite, epidote, actinolite, prehnite and pumpellyite grow. Many of these rocks start out as basalt lava flows, but were deeply buried in a volcanic pile or suffered mountain building forces. Due to these metamorphic minerals, the rocks take on a distinct, but usually drab, green color. The metamorphic mineral grains themselves are often quite small. In the Ely, Minnesota area there are outcrops of lava flows which were extruded under water about 2.7 billion years ago. They are metamorphosed, and mapped as the "Ely greenstone".

The greenstone gems of Michigan - which we'll call greenstone 2, are nodules of the mineral pumpellyite. Usually pumpellyite is in tiny fibers scattered through a rock. In the basaltic volcanic rocks of Michigan's Keweenaw Peninsula, however, pumpellyite can form rather solid nodules of coarsely fibrous material filling in old volcanic gas bubbles (which geologist call amygdules). This dark green mineral has a Mohs hardness of 6, and takes on a good polish, showing interesting mottled patterns and chatoyancy. It weathers out of the volcanic rock and may be stream or wave

polished, showing up on nearby shores or stream beds. The variety name of this material is chlorastrolite, meaning "green star stone". Since this is hard to spell, and not all that easy to pronounce, folks began to call this stuff simply greenstone. Or, for the purposes of this article, greenstone 2.

So, to recap, greenstone 1 is rock that may (or may not) have pumpellyite in it, and doesn't usually have much lapidary value. Greenstone 2 refers to a particular type of pumpellyite found in Michigan that does have lapidary value.

At the risk of confounding the issue still more, the volcanic rock in which the chlorastrolite - greenstone 2 - is found has been metamorphosed by being buried deep in a volcanic pile. In addition to pumpellyite, the green minerals chlorite, epidote and prehnite have formed. That means the rock is now greenstone 1. So we have greenstone (2) nodules in greenstone (1) rock. Let's just stick to pumpellyite or chlorastrolite for the mineral. O.K.?

As a closing story, I was on an old mine dump on the Keweenaw one Sunday afternoon. A group of obvious novices drove in and started walking around the dump in sandals. One guy brought over a sample for me to look at. "Look at this green stuff. Is this copper?" he asked. The rock was full of beautiful pumpellyite nodules. "No", I said, eyes bugging out a bit, "they're greenstones!" "Oh" he said, and tossed the rock on the ground before I could explain that it was a good find. "Let's go," he shouted and they all left. That specimen is now in my collection, labeled, clearly, "pumpellyite in metamorphosed basalt".

Via Leaverite News, 2/04; via WGMS The Rockhouser Oct 2018



The 2024 T-Shirts Order will be turned in by June 1th. If you want one see Mille to order it NOW, rock2plate.



The Topeka Gem & Mineral Society General Meeting - April 26, 2024 at 7:30 p.m.

Call to Order: President Brad Davenport calls the meeting to order at 7:39 p.m. Harold Merrifield reports there are 22 members present. Four door prizes are given out.

Approval of Minutes: Minutes from the March meeting were printed in The Drifter. Jason Shultz moves to approve the minutes as they are written, Chuck Curtis seconds. Motion carries.

Treasurer's Report: Millie Mowry reports the club account balance. She is taking orders tonight for t-shirts. There is not a set price for the t-shirts yet, but she will let members know when she has this information. It will be close to the same price that they were last year. We will have the shirts by mid-July. There are no outstanding bills. No bills are presented.

Old Business: None

Communications: None

Show: We now have 10 dealers signed on. We're short a few dealers from last year's show. If anyone knows of any dealers that would like to come, Millie will get them a contract. Millie does have some flyers available tonight if anybody wants to put some up. A generic form was sent out to publicity members that will be used to ask for donations. If anyone knows of anyone who would be interested in making a donation, let a publicity member know.

Publicity: Donna Hedge reports we have the billboard design turned into Lamar and it's in progress. Donors who give a substantial amount of money will get their names displayed on the billboards. The t-shirt design will be sent in on Monday to be printed. Chad has finished the QR Code for the website. A new committee member, Sky Davis, had new ideas for publishing and promoting the show, including the flea market on Sundays at the Wood Shed. A 2-car parking space can be rented for \$15 and we will utilize this for promoting. The committee has been working on trying to get sponsors.

Field Trips: We will not have a field trip of the regularly scheduled fourth Saturday of the month in May because this will be Memorial Day weekend. We will instead go a week early on the 18th. The location is yet to be determined. Anyone with ideas for good spots to go for a field trip, please let Chuck know.

Junior Rockhounds: The next class is "Fossils" by Pat Gilliland. The Juniors had their first "field trip" to the back table in April and this went over very well thanks to the generous donations made by club members. We will continue to keep accepting donations.

Webmaster: Chad is not here tonight. Brad reports the QR code for the website is finished and will be used on brochures, flyers, etc. This QR code leads to the homepage of the website.

Shop: There have not been many people coming out to the shop. Jim is offering a class on broomcasting and would like to do a demonstration if members are interested. This would be on a Tuesday night out at the shop at the beginning of the evening. If there's enough interest, we will set up a time to do this. Several members show interest tonight. Millie and Jim have not been teaching anyone. Please let them know if you are interested in taking their classes.

Historian: Nothing new to report.

Time Sensitive: The Wichita show is tomorrow. Next weekend is the McPherson show. Orders are being taken for t-shirts. This month's field trip will be on the 18th.

New Business: None

Adjournment: With no further business to discuss, Chuck moves to adjourn the meeting, Harold seconds. Motion carries and the meeting is adjourned.

Submitted by: Stacy Haug, TTGMS Secretary



June starts our picnic time meetings for the next 3 months.

Bring your own table service, (plate, silverware, something to drink out of, napkins), and something good to eat and share with the rest of our rock-hound-friends.

It the August picnic, we will have a "stuffing party" filling as many grab bags as we can for the show. So far, we have over 600 made. Cinda and I have been getting the bags of samples of rocks made up to go into these bags now—which takes time. Come and enjoy the fun!!

Millie & Cinda

Tips from the Past: Polishing Jade

By Art Logue, Whittier Gem & Mineral Society*

EACH TIME I think I'm getting to be an expert, I run into some material that defies all my efforts. If anyone were to ask what step is the most important in cutting jade, I would answer without question that the selection of the jade is by far the most important.

No cutting, grinding, sanding or polishing will make inferior material into anything but an inferior stone. Whether the jade be nephrite or jadeite, quality material free from detracting inclusions works into beautiful gemstones.

You will experience no difficulty in cutting or grinding jade. A hardness of approximately 6.5 is complemented by a toughness that resists chipping and fracturing. It is in the sanding that most jade cabochons go amiss. The fault, which most lapidaries credit to polishing, usually can be traced to sanding errors. No degree of polishing will correct a stone that undercut during sanding. The fibrous texture of jade and variation of hardness are reasons for its reputation as a problem child. I have found that some material can be sanded dry and works up beautifully.

Other material in its final sanding begins to undercut. When this happens, I stop immediately and try a new approach; first, a final sanding on a new piece of 600 cloth. Many times, this will correct the difficulty and, after a few moments, the cab will be smooth, free of undercut or peel, and appear almost polished.

In dry sanding jade, I try not to push the cab into the sanding drum, but rather let it ride lightly on the surface of the cloth. I also try to keep the stone cool.

From time to time, I touch it to my cheek and if it is too hot for comfort, I let it cool. If dry sanding fails, I go to wet sanding. If this fails, I go to my faceting machine and finish sanding on a 1200 grit diamond lap. A wooden lap works very well.

I polish on hard leather without a soft backing and use Linde A. I have also found that a wooden lap works very well for polishing. I apply maximum pressure in polishing and let the stone build up heat. If a cab is ready to polish, a few moments does the job.

Above all, work with good jade, and use patience.

* Reproduced from *The Pegmatite* Vol. LVII, No. 1 (San Diego Mineral & Gem Society, 2003); originally in *The Rockboulder* (n.d.) via *The Rock Bag* (7/2003); * Reproduced from *The Pegmatite* Vol. LVII, No. 1 (San Diego Mineral & Gem Society, 2003); originally in *The Rockboulder* (n.d.) via *The Rock Bag* (7/2003). * Reproduced from *The Pegmatite* Vol. LVII, No. 1 (San Diego Mineral & Gem Society, 2003); originally in *The Rockboulder* (n.d.) via *The Rock Bag* (7/2003). Via SDMG *The Pegmatite* Jan 2024 pg 11.

<><><><><><><><><><><><><><><><>

Silver and Gold Polishing Tip:

Most of the polishing compounds used to polish gold and silver come in sticks of bars that tend to dry out over a period of time and will no longer adhere well to the cotton or felt polishing buffs. To reactivate these compound bars and produce an even better shine than when they were fresh, go to a health food store and purchase a small bottle of spearmint, wintergreen, peppermint or cinnamon oil. Apply a couple of drops of oil to the compound bar and allow it to soak into the bar for 30 seconds to a minute before applying the bar to a spinning buff. The result will be that the compound will adhere to the buff instead of blowing off as dust and getting in your nose, and you will achieve a superior shine that will last much longer. Silver will retain its shine without tarnishing for a much longer period. A work of caution! Read the label carefully to ascertain that it is 100% pure oil and not extract. The extract will not work and most of it contains alcohol that could ignite from the heat of polishing. Also, do not apply oil to cutting or compounds.

Source: *The Voice* (EL Paso) May 2009: Via, *Hourglass News* Jan/Feb 2010.

Silversmiths Try These:

Draw your jeweler's saw through an old candle. It coats the blade and you can saw faster. Wipe a piece of chalk over your jeweler's files. It keeps metal silvers from clogging the file and you can blow them out. Avoid scratches in silver you are working on by covering it with transparent contact paper. You can mark and saw with the paper on.

Source: *The Voice* (EL Paso) May 2009. Via *Hourglass News* Jan/Feb 2010