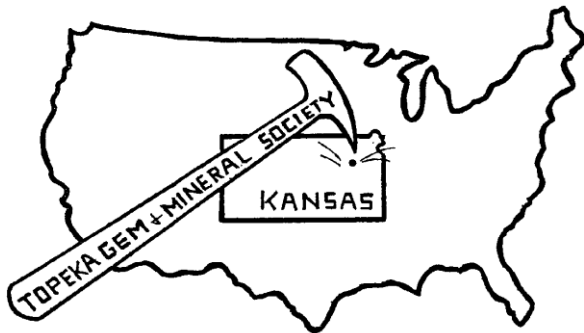


The Topeka Gem and Mineral Society, Inc.
 1934 SW 30th St. Topeka, KS 66611
 Rock2Plate@aol.com

THE GLACIAL DRIFTER



www.topekagemandmineral.org
 Facebook: Topeka Gem and Mineral Society Field Trip

The Topeka Gem & Mineral Society, Inc.
 Organized December 3, 1948

Member of Rocky Mountain Federation of
 Mineralogical Societies American Federation of
 Mineralogical Societies



The Glacial Drifter, Vol. 59, No. 05, May 2016

The Purpose of the Topeka Gem & Mineral Society shall be exclusively educational and scientific: (1) to promote interest in geology and the lapidary arts; (2) to encourage the collection and display of rocks, gems, and minerals; (3) to encourage field trips and excursions of a geological, or lapidary nature; and (4) to encourage greater public interest and education in gems and minerals, cooperating with the established institutions in such matters.

Meetings: 4th Friday of each month, September to May, 7:30 pm, Stoffer Science Hall, Room 138, Washburn University.
 No meeting in December unless notified of a change. Picnic meetings are held June, July and August.

Dues: Individual, \$15.00; Couple, \$20.00; Junior (under 18 years of age), \$5.00. Dues are collected in December for the following year. Send dues to: **Millie Mowry, Treasurer, 1934 SW 30th St, Topeka, KS 66611.**

2016 OFFICERS AND CHAIRS

President	Mike Cote	220-3272	Cab of the Month	Debra Frantz/Fred Zeferjohn	862-8876
1 st Vice Pres.	Dave Dillon	272-7804	Field Trip Coord.	Leslie Hartman	380-6016
2 nd Vice Pres.	Carolyn Brady	233-8305	Publicity	Donna Stockton	913-645-7677
Secretary	Cinda Kunkler	286-1790	Welcome/Registration	Jason Schulz	379-5538
Treasurer	Millie Mowry	267-2849	Property	M. Cote/D. Dillon	379-5538
Directors	Harold Merrifield	633-9745	AFMS Scholarship	Cinda Kunkler	286-1790
	Chuck Curtis	286-1790	Editor/Exchange Editor	Millie Mowry	267-2849
	May Springer	286-0742	Show Chairman	Harold Merrifield	633-9745
Historian	Deborah Scanland	273-3034	Show Dealer Chairman	Dave Dillon	272-7804
Federation Rep	Harold Merrifield	633-9745	Show Secretary	Cinda Kunkler	286-1790
Corporation Agent	Millie Mowry	267-2849	Jr. Rockhound Leader	Jason Schulz	379-5538
Librarian	open	-----	Show Case Coordinator	Francis Stockton	913-645-7677
Web Master	Jason Schulz	379-5538			

Area Code for all numbers is (785).

EXCHANGE BULLETINS WELCOME

For exchange newsletters contact the club via mailing address listed above or email at rock2plate@aol.com.
Permission is granted to reprint articles only if proper credit is given to the author, Glacial Drifter and the date.

Notice

Larry Henderson is no longer in charge of the Jr Rockhound Program or the Field Trip Coordinator for TGMS. The Fossil Group he started on his own and will remain with him but not under the liability of TGMS.

TGMS Board & Committee Chairmen

Minutes of the Topeka Gem and Mineral Society – 3/25/16

Mike Cote' called the meeting to order. Jason Schulz announced 46 members and 1 guest are present for the meeting, door prizes were awarded. Door prizes are needed – bring donations to the meeting!

The minutes from the February meeting were printed in The Drifter. Chuck Curtis made a motion and Dave Dillon 2nd to accept as printed.

Treasurer's report was given by Millie Mowry a motion was made by Cinda Kunkler to accept the report, Chuck 2nd, motion carried. No bills were presented. Millie is accepting dues.

Correspondence: Cinda reminded everyone to attend the RMFMS Convention and show to be held in Wichita in April.

Committee reports: AFMS – Cinda we sent a check in memory of Iona Faulk.

Publicity – Donna reported she is trying to follow up with the Diamond mine and gave a report of items received as donations for our show. There will be a publicity meeting April 5th at 6:30 at St Peters UMC.

Historian: Deborah needs to go to a different program as the one she is using is not working.

Show Committee – Dave reported we have 7 dealers so far and waiting on checks from another. There are 4 other shows we are competing with for vendors this year. No demo dealers yet. We need to have some special exhibits and club projects to display.

Field Trip – Larry announced the trip this month was to the KC show, and April the Wichita show.

Junior Rockhounds – Larry reported the next class will be Stone Age Tools & Art on April 5th. Zach Smith is now on the AFMS website having earned 6 badges. Badges were presented to several Junior Rockhounds tonight – way to go Juniors!

Webmaster: Jason reported we had 7 new 'likes' on our Facebook page – 'like' us if you are on Facebook.

New Business: The new directory will be published at the end of the month.

With no further business, Chuck moved, Jason 2nd to adjourn to our program – "Butte Montana a Mile High, Mile Deep".

Fred Zeferjohn announced the Cab of the Month contest winners are: Member Jewelry Millie Mowry - Rutiled Quartz Wire Wrap Pendant; Member Cab – Dave Dillon - Variegated Tiger Eye; Class Cab Robert Schulz – Brazilian Agate; Class Jewelry Carolyn Brady – Jasper Necklace. Respectfully submitted by Cinda Kunkler, Secretary



Words From Mike

May, is the last month for the general meeting until September. Just as a reminder, for the months of June, July & Aug., we hold potluck picnics at Millie's house (1934 SW 30th St. at 6:30 PM). At the first picnic we will hold a silent auction to get rid of some more rocks & slabs that we have in storage. There is always lots of good food and conversation for everyone.

We are in need for some Bylaw changes so I have selected a committee to go over our Bylaws and make some recommendations. You will be receiving them to look over before we vote on them in September.

The Field Trip Coordinator position has been filled by Leslie Hartman, and she will be taking you to some interesting places I'm sure.

The program this month will be presented by Will & Pat Gilliland and the Jr Rockhounds will have a short presentation.

President Mike and his Rock Stash!

Topeka Gem & Mineral Society, Inc.

General Meeting Minutes Date: 4-22-16

Mike called the general meeting of the Topeka Gem & Mineral Society to order.

Minutes: Cinda is in Wichita. No minutes.

Treasurer's Report: Millie has a balance of \$7019.90. TGMS Patches have been ordered and will come soon. Dave moved and Carolyn 2nd to accept the treasurers' report, motion carried. No bills were presented.

AFMS – Cinda nothing to report.

Historian: Deb is looking up past presidents for TGMS.

Show: Dave mentioned the show chairman fell and broke his hip so the chairman is using the help of others for TGMS. Dave now has 11 vendors and waiting to hear back from 4 others. Both May and Dave stated to please continue to find sponsors to make our goal of \$1700 for 4 billboards.

Dave stated that 2017 show will be on the 14th and 15th and the 2018 show will be on 13th and 14th therefore there will be no problems getting vendors.

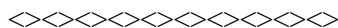
Field trips/class/meetings: April 7th Stone Age and Art class with Julie Bremankamp and flint carver Dennis Riley. Saturday April 9th a field trip to the Kansas Archaeological Society Indian Artifacts show at the heritage hall complex Holton, KS which goes along with Badge 14. Wichita show April 22 and 23.

April 28th advisory meeting at Perkins at 6:30 on Wanamaker. We need the instructors to be there for updates. May 5th is the next class on Communications. Jason stated he will be teaching the rockhounds how to talk to be able to make presentations. At the next general meeting in May the rockhounds will be giving presentations for the communication badge.

Fossil Interest Group will be May 3rd and 17th.

Web Committee: Jason stated the Wichita show will announce TGMS website placement. UPDATE: the website got 3rd place. TGMS website has 91 likes. 27 members and 5 guests signed in at the general meeting.

Two people won the door prizes. Respectfully submitted by Leslie Hartman



The Day Has Arrived!

Lessons at the Barn will start Tuesday May 17th from 6 – 9 p.m.

Stone cutting, Polishing, Silversmithing, Casting (weather permitting) & wire wrapping

We have stones you can purchase to cut & polish, supplies for silversmithing, casting and wire wrap you will need to furnish or talk to Dave or Mike.

Again this year there will be a donation jar but the lessons are free to members.

Email for directions: rock2plate@aol.com davidd5124@aol.com

mcote35@yahoo.com

Topeka Gem and Mineral Society has a new website:

www.TopekaGMS.org
Come and check us out!

Show Dates:

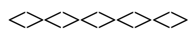
- **June 4-5** Springfield, MO Rock & Gem Fair 2131 W. Republic rd. Springfield 65810, email omgms57@gmail.com
- Sep 23-25 Tri-State Gem & Mineral, Free Admission, joplinmuseum.org@sbcglobal.net or 417-623-1180

For additional listings of gem shows see: www.rockngem.com

Event Calendar May 2016

SUNDAY	MONDAY	TUESDAY	WEDNESDAY	THURSDAY	FRIDAY	SATURDAY
1	2	3	4	5 Wire Wrap Class 1-3 pm at Millie's house. Jr RockHounds-Topeka & Shawnee CO Pub. Library 6:30 p.m. Menninger Rm.	6	7
8	9	10	11	12 Wire Wrap Class 1-3 pm at Millie's house. 5:30-7:30 PM William Mag. School	13 Board Meeting	14
15	16	17 Lessons at the Barn 6-9 p.m.	18	19 Wire Wrap Class 1-3 pm at Millie's house.	20	21
22	23	24 Lessons at the Barn 6-9 p.m.	25	26 NO Wire Wrap Class at Millie's house.	27 7:30 pm TGMS Meeting Stoffer Science Hall	28
29	30 Memorial Day	31 Lessons at the Barn 6-9 p.m. Lessons at the Barn every Tuesday unless notified.	June 1	June 2 Jr RockHounds-Topeka & Shawnee CO Pub. Library 6:30 p.m. Menninger Rm.	June 3	June 4

May is our last general meeting until September. Don't forget the potluck picnics the 4th Friday of the month at Millie's for the months of June thru August, located at 1934 SW 30th St.



What is Patina?

After we posted our Liver of Sulfur tutorial on Monday, we had quite a few questions come in from our readers. So, today I thought we'd address a these questions.

What is patina?

Patina is a film that develops on the surface of metal over a period of time. Due to exposure to open air and the natural process of oxidation, an aged metal such as copper and silver tends to develop a patina. Because it can take from days to years for patina to occur naturally, we can speed up the process for jewelry-making purposes and create the patina ourselves. One of the more commonly used patinas is Liver of Sulfur (LOS).

To all ALAA Members, Rockhounds, Rock Hunters and Friends,

This is an 'ALERT' of major proportions.

We have scored big with an article by a 30 year veteran reporter of the LA TIMES who wrote about the three new national monuments in our Southern California desert. He has brought the plight of the rockhound and how we are currently being forced out of our 80 year old collecting sites. This hyperlink takes you to the reporter's article, Louis Sahagun and an email address for him. Read the LA Times Article:

You can hike, camp, fish and climb in the new Mojave Trails monument, but you can't do this! LA Times May 7, 2016 by *Louis Sahagun*

The Article can also be found on the ALAA Website under **National Monuments - Mojave Trails National Monument** <http://www.amlands.org/6652/index.html>

Please take a minute to send him a thank you for his enlightening article. Give your name, city and state and tell him in a few words if you have ever collected in our desert, or if you have something, an agate, jasper, or other item from the desert given to you. we want him to know his article went viral and has been seen all over the US by rockhounds, and our friends in Canada....they can chime in too. Snow birds from all over the US has made our desert a haven for years...from October through March....if rock hounding is closed to all of us, it will impact the economy of the small towns in the area....and no amount of bike riders and hikers will take their place.

Please take a minute to read his article and email Louis....

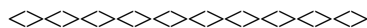
American Lands Access Association

Shirley Leeson, ALAA Goodwill Ambassador

Read the LA Times Article:

You can hike, camp, fish and climb in the new Mojave Trails monument, but you can't do this! LA Times May 7, 2016 by *Louis Sahagun*

The Article can also be found on the ALAA Website under **National Monuments - Mojave Trails National Monument** <http://www.amlands.org/6652/index.html>



At Last, I know everyone has waited for us to get new patches for our vest, hats, jackets or shirts. They came in!!! Hurray!

To place your order, see Millie or email her at rock2plate@aol.com or they will be available at the meetings. The large patch is \$12 & the small is \$6.

Mosquito Killers

1. Sharing!! Big bottle Blue cheap mouthwash, 3 cups of Epsom salt, 3 stale 12 oz. cheap beer....mix those three ingredients together until salt is dissolved. Spray anywhere you sit outside, around pools, will not harm plants or flowers. Mosquitoes gone from that area for approx. 80 days. I spray my deck all around my sitting areas twice a summer. Go out and sit and enjoy at night and never get bit. They leave that area you spray and will not come back. Been using this mixture last 15 years. It works. Heard about this on a Paul Harvey segment years ago, that's how I was informed about it.. And it works well. All my friends that have tried it can't believe it. It works. The stronger you mix the longer it last. Mosquitoes and bugs hate it. Nice mint smell.
2. **Claim:** Lemon Fresh Joy (a dishwashing liquid), Listerine (a mouthwash), and limes with cloves will repel mosquitoes or knock them dead from the sky.
Have a mosquito problem??? At your next outdoor gathering try this SAFE and EFFECTIVE method of keeping mosquitoes at bay! Simply slice a lime in half and press in a good amount of cloves for an ALL NATURAL mosquito repellent... Make sure to SHARE THIS with your friends!
3. Pass this on to anyone who likes being out in the evening or is having a cook out.
Here is a good thing for the summer, for those who like to sit and enjoy the out of doors, but don't like those pesky mosquitoes. It was given at a gardening forum.
Put some water in a white dinner plate and add just a couple of drops of Lemon Fresh Joy dishwashing soap. Set the dish on a porch or patio. Not sure what attracts them, the lemon smell, the white color, or what, but mosquitoes flock to it, and drop dead, or fall into the water or on the floor within about 10 ft.
Works just super! Enjoy the mosquito free summer!
4. I was at a deck party awhile back, and the bugs were having a ball biting everyone. A man at the party sprayed the lawn and deck floor with Listerine, and the little demons disappeared. The next year I filled a 4-ounce spray bottle and used it around my seat whenever I saw mosquitoes. And voila! That worked as well. It worked at a picnic where we sprayed the area around the food table, the children's swing area, and the standing water nearby. During the summer, I don't leave home without it..... Pass it on.

(Source: Internet—Editor's Note: Don't know if any of these work or not but it is a cheap try.)



BRECCIA

Breccia is a rock composed of broken fragments of minerals or rock cemented together by a fine-grained matrix that can be similar to or different from the composition of the fragments. The word has its origins in the Italian language, in which it means either “loose gravel” or “stone made by cemented gravel”. A breccia may have a variety of different origins, as indicated by the named types including sedimentary breccia, tectonic breccia, igneous breccia, impact breccia, and hydrothermal breccia.

Breccia forms where broken, angular fragments of rock or mineral debris accumulate. One possible location for breccia formation is at the base of an outcrop where mechanical weathering debris accumulates. Another would be in stream deposits near the outcrop such as an alluvial fan. Some breccia's form as debris flow deposits. The angular particle shape reveals that they have not been transported very far (transport wears the sharp points and edges of angular particles into rounded shapes). After deposition the fragments are bound together by a mineral cement or by a matrix of smaller particles that fills the spaces between the fragments.



Breccia and conglomerate are very similar rocks. They are both clastic sedimentary rocks composed of particles larger than two millimeters in diameter. The difference is in the shape of the large particles. In breccia the large particles are angular in shape but in conglomerate the particles are rounded. This reveals a difference in how far the particles were transported. Near the outcrop where the fragments were produced by mechanical weathering the shape is angular. However, during transport by water away from the outcrop the sharp points and edges of those angular fragments are rounded. The rounded particles would form a conglomerate.

Sources: Wikipedia, Geology.com. Article submitted by Angela Brown. Photo by Angela Brown of jasper & quartz breccia from Ventura beach. From *Rockhound Rambling* February 2016 via The Quarry, 4/16 via The Rock Collector, 4/16; Stoney Statements May 2016.

TOPEKA JUNIOR ROCKHOUNDS

The Facebook page for the Topeka Junior Rockhounds also has a new website page. Take a look and place a 'LIKE' on it.



<https://www.facebook.com/TopekaGMSJuniorRockhounds>

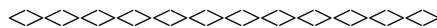
To register for the Junior Rockhounds or any of the classes, email: Leslie Hartman at: Hartman.12345@hotmail.com

Classes start at 6:30 pm at the Topeka and Shawnee County Public Library, 1515 SW 10th Ave. Topeka, KS. The Topeka Junior Rockhound Junior Rockhounds are encouraged to attend the club meetings to receive Patches and Badges. Youth must be accompanied by a parent or guardian to all events.

Junior Rockhound Activity Center

General Meeting - Stoffer Science Hall - Washburn University 7:00 PM

Junior Rockhounds are encouraged to attend with vests and or exhibits.



Williams Science & Fine Arts Magnet School Family Night



Publicity

We are seeing many positives this month and all those positives are the result of all the hard work from those on the publicity team. We find some things work better than others and constantly adjust our approach to finding sponsors and donors. We have put out the challenge to our Publicity team to make cash donations to help with billboard costs. Several of us have donated to the billboards, although I don't have actual number to date. We want our sponsors, donors and fellow TGMS members to know that we believe in what we are doing by putting our money where our mouths are. I believe most committee members have donated. You, too may take on the challenge.

We have a lot of product to use including tooth brushes, chips, coffee mugs, coffee beans, tea, plastic bags, spices, measuring cups and spoons, 1 small shovel, 3# sledge hammer, 2 free meals at Golden Corral, cash money from putting out a jar for donations last weekend at a garage sale that in all brought in \$151.00+. Hamm's Quarries will give us all the rock we might need. They will make a monetary donation, as well. They are also agreeing to put together field trips to one of their quarry sites with an opportunity to dig in tuple piles. I hope TGMS will take this opportunity to grow a partnership from several angles also got \$off coupons from Eagle Auto Wash and a beveled glass mirror from Larry's Glass. I'm sure we have somethings that I've forgotten to mention. We have up to 20 businesses pending but in the works.

Our last meeting was cancelled due to my health. A new date hasn't been chosen yet.

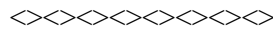
We would invite all who have involvement in garage sales to do what Jo Ussery did and put out a jar and put out brochures, both TGMS and Junior Rockhounds brochures close to the checkout area so that people can drop in leftover change from their purchases. You would be close enough to answer any questions.

I urge you to continue the strides we've made toward making 4 billboards a reality. If you have ideas to help raise cash for the billboards, please try them or bring them to the attention of the publicity committee. We may look at having an auction sometime this summer and or a bake sale. Any way we can tell the public that TGMS exists is a good thing. I think one of the next things we all can do is to order T-shirts. We might get sales from our family members, neighbors, etc. and sell enough to bring in more cash this way. Be looking for more information about this endeavor in the weeks to come. I estimate the cost per shirt to be about \$12 per shirt.

Another thing we will do this year is to sell advance show tickets.

Thanks for your participation in making this the best show ever.

Donna, your happy publicist.



Bench Tips by Brad

DRILLING SMALL ITEMS

Small pieces need to be held securely while drilling to prevent them from spinning if the drill catches. Having sliced my fingers occasionally in my younger days, I avoid band-aids now by using flat-jaw pliers or a ring clamp. Pliers also save you if the piece gets hot. Put a little tape over the jaws of the pliers if needed to avoid scratches.



DRILLING A STONE

One of the things my students often ask to do is drill a hole through a piece of gemstone. The usual thought is to get a diamond drill, but I've been disappointed with them. I think the reason is that the tip of the drill is just pivoting in the hole and does not cut well. When it looks like the drill isn't cutting, the tendency is to push with more force.

The drill gets hot, and the diamond grit falls off.

A much better approach is to use a core drill. This is a small hollow tube with a coating of diamond grit at the business end. The diamonds easily carve out a circular arc without undue pressure or heat buildup.

Core drills are readily available from lapidary and jewelry supply companies. They come in sizes as small as 1mm and are very reasonable in price. For instance, a 2mm diameter drill is about \$6.

Chuck up the core drill in a drill press, Dremel or Foredom and be sure to keep the drilling zone wet to cool the tool and to flush out debris. Also, if you're drilling a through hole, go very easy on the pressure as the drill is about to cut through. Otherwise you will usually chip off some of the stone surface around the hole.

"Bench Tips for Jewelry Making" and "Broom Casting for Creative Jewelry" are available on Amazon

