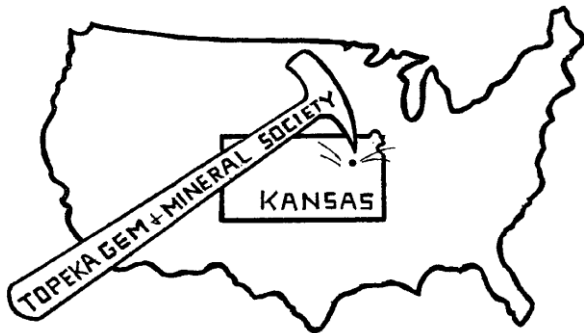


The Topeka Gem and Mineral Society, Inc.  
 1934 SW 30<sup>th</sup> St. Topeka, KS 66611  
 Rock2Plate@aol.com

# THE GLACIAL DRIFTER



[www.topekagemandmineral.org](http://www.topekagemandmineral.org)  
 Facebook: Topeka Gem and Mineral Society Field Trip

The Topeka Gem & Mineral Society, Inc.  
 Organized December 3, 1948

Member of Rocky Mountain Federation of  
 Mineralogical Societies American Federation of  
 Mineralogical Societies



The Glacial Drifter, Vol. 59, No. 03, Mar. 2016

The Purpose of the Topeka Gem & Mineral Society shall be exclusively educational and scientific: (1) to promote interest in geology and the lapidary arts; (2) to encourage the collection and display of rocks, gems, and minerals; (3) to encourage field trips and excursions of a geological, or lapidary nature; and (4) to encourage greater public interest and education in gems and minerals, cooperating with the established institutions in such matters.

Meetings: 4<sup>th</sup> Friday of each month, September to May, 7:30 pm, Stoffer Science Hall, Room 138, Washburn University.  
 No meeting in December unless notified of a change. Picnic meetings are held June, July and August.

Dues: Individual, \$15.00; Couple, \$20.00; Junior (under 18 years of age), \$5.00. Dues are collected in December for the following year. Send dues to: **Millie Mowry, Treasurer, 1934 SW 30<sup>th</sup> St, Topeka, KS 66611.**

## 2015 OFFICERS AND CHAIRS

President	Mike Cote	220-3272	Cab of the Month	Debra Frantz/Fred Zeferjohn	862-8876
1 <sup>st</sup> Vice Pres.	Dave Dillon	272-7804	Field Trip Coord.	Larry Henderson	-----
2 <sup>nd</sup> Vice Pres.	Carolyn Brady	233-8305	Publicity	Donna Stockton	913-645-7677
Secretary	Cinda Kunkler	286-1790	Welcome/Registration	Jason Schulz	379-5538
Treasurer	Millie Mowry	267-2849	Property	M. Cote/D. Dillon	379-5538
Directors	Harold Merrifield	286-3548	AFMS Scholarship	Cinda Kunkler	286-1790
	Chuck Curtis	286-1790	Editor/Exchange Editor	Millie Mowry	267-2849
	May Springer	286-0742	Show Chairman	Harold Merrifield	286-3548
Historian	Deborah Scanland	273-3034	Show Dealer Chairman	Dave Dillon	272-7804
Federation Rep	Harold Merrifield	286-3548	Show Secretary	Cinda Kunkler	286-1790
Corporation Agent	Millie Mowry	267-2849	Jr. Rockhound Leader	Larry Henderson	-----
Librarian	open	-----	Show Case Coordinator	Francis Stockton	913-645-7677
Web Master	Jason Schulz	379-5538			

Area Code for all numbers is (785).

## EXCHANGE BULLETINS WELCOME

For exchange newsletters contact the club via mailing address listed above or email at [rock2plate@aol.com](mailto:rock2plate@aol.com) .  
Permission is granted to reprint articles only if proper credit is given to the author, Glacial Drifter and the date.



### Minutes of the Topeka Gem and Mineral Society – 2/26/16

**Mike Cote`** called the meeting to order. Jason Schulz announced 30 members are present for the meeting, door prizes were awarded. Door prizes are needed – bring donations to the meeting!

**The minutes** from the January meeting were printed in The Drifter in February. Harold Merrifield made a motion and Rick Knight 2<sup>nd</sup> to accept as printed.

Treasurer's report was given by Millie Mowry a motion was made by Cinda to accept the report, Chuck Curtis 2<sup>nd</sup>, motion carried. No bills were presented.

**Correspondence:** Flyers and coupons for upcoming shows in Kansas City & Wichita.

**Committee reports:** AFMS – Cinda nothing to report.

**Publicity** – Donna Stockton reported that she has been working on letters to sponsors; there have been meetings nearly every week (the next will be Mar 8<sup>th</sup> at 6:30 at St Peters UMC), we need volunteers to get out and talk to possible sponsors. Donna has her first one lined up. She had talked to the Cardwell's from the 'Prospectors' TV show about coming to sell items and give talks. Dave has sent them a contract. She had also talked with the others in the show. We have coupons to put out at the Kansas City show. Janet Degenhardt suggested making an email sign-up sheet to put out at the KC show to collect emails to send each year.

**Historian:** Deborah Scanland – nothing new to report.

**Show Committee** – Harold & Dave reported that our show this year is in competition with Lincoln NE & Springfield MO shows, so some of our regular dealers will not be able to come to our show. Dave will be talking to dealers at the KC show in hope of finding replacements.

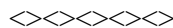
**Field Trip** – Larry announced the February 27<sup>th</sup> scheduled event will be the Children's Discovery Center where we will have a display and man tables to answer questions. Please volunteer to help. Friday March 11 planning a trip to the Kansas City show. Junior Rockhounds – March 3<sup>rd</sup> class will be Earth Resources and an Advisors meeting. April will bring 'Earth Day' events, see Larry's calendar.

**Webmaster:** Jason reported he entered our web page to the AFMS contest, results to be announced. We are up to 78 Likes on our Facebook page – 'like' us if you are on Facebook.

**New Business:** May Springer reported the books were audited February 9, by herself, Dave Dillon, Chuck Curtis & Mike Cote` - finding no errors. Way to go Millie! Millie is accepting dues – if you haven't paid yet, please contact her soon. Cinda reminded everyone to try to go to the RMFMS show in Wichita in April.

With no further business, Chuck moved to adjourn to our program – Ken Stalder "Mineral, Fossil & Lapidary Fakes" to be followed by a Silent Auction, Jason 2<sup>nd</sup> – we are adjourned!

**Fred Zeferjohn** announced the Cab of the Month contest has 2 member cabs; 1 member jewelry and 2 class jewelry items to vote on. **Winners are:** Member Jewelry Mike Cote` Turquoise Silver Ring, Member Cab Russ Miller Reinforced Jasper and a tie Class Jewelry – Yvonne Vanmeter Blue Victoria Stone Pendant, Deborah Scanland Gold & Opal Ring. Respectfully submitted by Cinda Kunkler, Secretary



### Words From Mike

Hi members.

Seems like spring is trying to get to the front door. I am hopeful we can open the shed for silversmithing and ROCK CUTTING next month if the weather will stay on track. The April program will be put on by Will Gilliland. I hope that everyone will come. Last month's auction was a hit and it brought in a total of \$230.75. We still have LOTS of buckets of rocks to dispose of so, for the June picnic we will have another auction at Millie's house after we eat.

President Mike and his Rock Stash!



## Words of the V-P

Spring is in the air. Classes will start sometime in April. If anyone has any ideas for our show please let your officers know. Remember that this is our "60" show and we want it to be great this year!!! We had a great auction last month with lots of great rock. If you did not make it be sure to come to the next one we will have in the future! Look forward to seeing everyone at our March meeting!

Dave



## Field Trip Calendar

An up-to-date Calendar can be found on the Topeka Gem and Mineral Society Website:

<http://topekagemandmineral.org/calendar.html>

Public Facebook Page:

<http://www.facebook.com/pages/Topeka-Gem-and-Mineral-Society-Field-Trips/92795058262>

- March 26, Local Topeka area fossil hunting trip. Meet at McDonalds, 11<sup>th</sup> and Kansas Ave. We leave at 9:00 AM.

- April 23, FT TBA

Trips dates are tentative and subject to additions and change. E-mail LHenderson85@gmail.com if you have an interest in any of these trips

---

## Additional Show Dates:

April 22-24, 2016 Wichita, KS, RMFMS Convention & Show Cessna Activity Center 2744 George Washington Blvd., Fri 9-6, Sat 10-6, Sun 10-5.

For additional listings of gem shows see [www.rockngem.com](http://www.rockngem.com)

---

Tiffany is planning a trip to the Crater of Diamonds, in Arkansas, this spring. If anyone is interested in joining them, please contact her at 785-640-8888 or [tiffany@balaw.org](mailto:tiffany@balaw.org).

---

## Fossil Special Interest Group

The first and third Tuesday night at 7:00 p.m. at Baker's Dozen, 4310 SW 21st St, Topeka, KS.

We will discuss fossils and other collections.

**March 15, 7:00 p.m.**

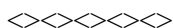
**April 5, 7:00 p.m.**

Come join us with show and tell.

**Junior Rockhounds can get help on their collections.**

## *We still need Best Choice UPS Labels!*

**YOUR 2016 MEMBERSHIP DUES ARE DUE!** If you joined the last of September or in October you are paid up for 2016. If you have any question about it, contact me. You have until the March meeting to stay on the roster. Millie [rock2plate@aol.com](mailto:rock2plate@aol.com)



# TOPEKA JUNIOR ROCKHOUNDS

Facebook: <http://www.facebook.com/TopekaJuniorRockhounds>  
 To register for the Junior Rockhounds or any of the classes, email



Classes start at 6:30 pm at the Town & Country Christian Church, 4925 SW 29th Street. The Topeka Junior Rockhound Advisors will meet at 6:30 pm. Junior Rockhounds are encouraged to attend the club meetings to receive Patches and Badges.

We have a Junior Rockhounds Activities Center that is open at the general meetings. It begins at 7:00 pm and run through the meeting preceding the program. Door prizes and patch/badge presentations will be given out at that time.

Youth must be accompanied by a parent or guardian to all events.

<p><b>Junior Rockhound - New Class Schedule 2016</b>                  April 7th class will be on "Stone Age Tools &amp; Art".                  by Julie Bremenkamp                  **                  The May 5<sup>th</sup> class will be on "Maps".                  by Jason Shultz</p>	<p><b>Junior Rockhound Activity Center</b>                  General Meeting - Stoffer Science Hall - Washburn University 7:00 PM                  March 25, 2016                  April 22, 2016</p>
<p><b>Green Fair-Countryside UMC, Burlingame Rd.,</b>                  April 1, 2016, 5:00-7:00 PM</p>	
<p><b>Junior Rockhounds are encouraged to attend with vests and or exhibits.</b></p>	
<p style="text-align: center;"><b>News</b></p> <ul style="list-style-type: none"> <li>❖ Rocky Mountain Federation Convention, April 22-24, 2016, Wichita, Kansas                      Juniors from Topeka should be thinking about having a Junior exhibit at the convention.</li> <li>❖ A new banner for the Junior Rockhounds is in the works.</li> <li>❖ Sponsorships for fundraising was discussed at the Advisors meeting Thursday night, February 4th.</li> <li>❖ A new policy was adopted by the Advisory Board: We will accept worksheets as proof of completion of activity and eligibility for the badge. Preferably, the lead instructor for that badge will sign off on that activity. The same instructor is responsible for the proper documentation of evidence of completion of that activity, within the guidelines of the American Federation of Mineralogical Societies.</li> </ul>	



Would any Junior Rockhounds be willing to give a presentation at the May General meeting?  
 Contact Larry if interested.



Junior Rockhounds and their patches



## Publicity


The publicity committee met twice in the last few weeks. The meeting we had before the last General Meeting was a little chaotic but people did get to proof read letters, the Sponsorship Levels of Giving List, and the TGMS brochure one last time. There were several questions and I think we addressed them adequately.

The next meeting on March 11 at St. Peters UMC, had 12 people in attendance. We split up lists of perspective sponsors and went over again what should be done with our written materials. First, a call is made to the sponsor to locate the person who handles sponsorships for their company. We need to get proper spelling of their name. Then we send out a letter that contains a levels list and club tri-fold brochure. A few days after the sponsor should have received the letter, TGMS member calls back to set up a time to meet. Then the member is on time for the meeting and carries the agreement and two working pens to the meeting. There should be a file folder for each sponsor and there should also be a history sheet that answers some questions that might be asked. We should also have a levels list in that folder in case the sponsor's copy got lost. They should be ready to give you a check and if not, make special arrangements to pick up the check within two weeks. Write out a receipt using carbon copy to allow us to keep the yellow sheet and give sponsor the top white copy.

We have already seen some success. May talked to Beauty Brands cosmetology supply. They agreed to give us certificates for supplies. These will probably be included on our silent auction table and turned into cash for the club.

We are still in talks with the Cardwell Family from Prospectors and had some dialogue with Amanda Adkins, as well. Cardwell's have a contract in hand.

Keep up the good work and Keep on Keepin' on. The next meeting of the publicity committee is March 29, 2016 at 6:30 pm. at St. Peter's United Methodist Church, 3737 N.W. 35<sup>th</sup> St. Call for directions-- 913-645-7677.

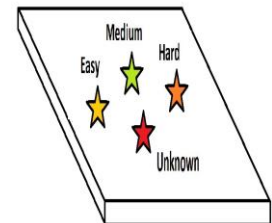


Donna A. Stockton. TGMS Publicist



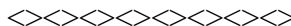
## Bench Tips by Brad

**IDENTIFYING UNMARKED SOLDERS** There are plenty of ways to mark your sheet or wire solders, but sup-pose you forgot to mark them and have a couple that you can't identify. The answer is to compare the melting temperature of the unknowns with that of a known solder. What I do is take a thick scrap of copper or nickel and arrange several solders on it. Ideally, I would have a sample of easy, medium and hard known solders surrounding the un-known solder. Then I heat the plate from the bottom and watch the or-der in which the solders melt.



=====

**INEXPENSIVE ELECTRIC WAX PEN** You can make your own wax pen from a small soldering iron plugged into a light dimmer switch for heat control. Both components are easily found at Radio Shack, a big hardware store or at Harbor Freight. As an example of the components, see [www.harborfreight.com](http://www.harborfreight.com) items #43060 and #47887 File the tip of the soldering iron into the shape you prefer or even better get a soldering iron with replaceable tips. Then you can make several tip shapes for different tasks. Set the dimmer control just hot enough to melt the wax without producing any smoke. A tip design that I find ideal for some work is a length of small gauge wire that lets me reach in around the model to melt some wax. The wire is about 15mm long and 18 or 20 gauge. To conduct heat all the way to the tip, I use Sterling wire and silver solder it into a hole on the end of a copper or brass rod that will fit into the soldering iron. "Bench Tips for Jewelry Making" and "Broom Casting for Creative Jewelry" are available on Amazon



## YOUR 2016 MEMBERSHIP DUES ARE DUE!

If you joined the last of September or in October you are paid up for 2016. If you have any question about it, contact me. You have until the March meeting to stay on the roster.

Millie [rock2plate@aol.com](mailto:rock2plate@aol.com)



### Interesting Web Site

This is the Kansas 4-H Identification Site.  
<http://kansasgeology.weebly.com/>

The images are from actual 4-H boxes from the State Fair.  
There are a couple of members of the State Action Team that take them and are responsible for updating the site.

## TOPAZ - ROCKHOUNDING IN UTAH

by Bonnie Glismann

During the winter months, TOPAZ MOUNTAIN in Utah is covered with a soft blanket of snow, all its treasures protected against the ravages of Old Man Winter. Come spring, the snow will melt and soak down into the soil. Spring rains will come and the wind and water will do their work to wash out a fresh supply of TOPAZ CRYSTALS. Once again the mountain will give up some of its treasures for those who wish to search them out. This place has been a favorite collecting area for mineral hobbyists of the nation for a number of years. No one ever visits the area and comes away empty-handed.

Visitors have come from every state in the union and many foreign countries. Thousands of crystals have been collected but only the surface of Topaz Mountain has been scratched. Who knows what lies at the heart of this famous old treasure-chest?

Topaz Mountain has an elevation of 7113 ft. It is located on the Southwest edge of the Thomas Range in Juab County. Its color is a very light grey as compared with the reddish to dark brown hills around it, and is visible for many miles. It can be reached by traveling all-weather roads northwest of Delta, Utah, or by driving approximately 60 miles west from Jerico, which is just off from Highway 6/50 south from Salt Lake City. A new paved road 5 miles from Lynndyl turning at the Brush Beryllium Plant is an excellent and quick way to reach the mountain.

The approach of the mountain from the south shows the peculiar erosion that forms the abrupt steepness of the cliffs, and the amphitheater-like canyon which has been carved from the south end. The sides of the amphitheater are extremely rugged, with projecting ledges, honeycombed cliffs and fantastic erosional remnants, due chiefly to the roaring action of the wind and typical desert thunder showers. The rhyolite, of which the mountain is made, contains the topaz and associated minerals.

The topaz crystals that have been protected from nature area a deep cherry wine color, somewhat comparable to the color of the highly prized precious topaz of Brazil. Unfortunately the wine color of the Thomas Range topaz is not permanent, as both the action of sunlight or heat upon the crystals result in the complete fading of this beautiful hue to colorless.

Grey opaque topaz clusters, much larger than the flawless topaz are found throughout the topaz area. At first impression, they appear as though they were formed around portions of the country rock but upon closer examination they are topaz crystals filled with inclusions of quartz. The larger topaz are exceptional, although dozens of fine crystals have been found in one of the vugs or caves. On the other hand, small weathered crystals are everywhere, glistening and sparkling in the sunlight, being visible from great distances. But when one is singled out, followed, and the topaz retrieved, the flash often comes from a fragment or a perfect crystal seldom exceeding a quarter of an inch in length. Nevertheless, fine specimens of unparalleled beauty are found by those who spend a little time and effort in searching. (from Golden Spike News, via The Pyriter, via REAR TRUNK 10/88; via Glacial Drifter May/June 1989 repeat)

### ◇◇◇◇◇◇◇◇◇◇ QUICKSILVER

The name "quicksilver" means "living silver". If you drop a glob of it onto a tray it will break apart and roll around in shiny little silver-colored balls. If you tip the tray in the right direction, the balls will merge into a thick silvery puddle. This is because quicksilver is a liquid metal, the only metal to remain liquid at room temperature.

The proper name for quicksilver is "mercury". It is one of the basic elements and it is more than 13.5 times as heavy as water. Pure mercury is used in thermometers and in barometers, If it is combined with other elements it will make a great number of useful compounds. Though its compounds are poisonous, some of them can be used as germicides or converted into safe medicines. Readily absorbed by the human body, it is unwise to touch mercury with your bare hands.

(Source: the Rock Rattler, via The Mountain Gem 2/88; via The Glacial Drifter May June 1989 repeat)

## ITACOLUMITE – THE FLEXIBLE ROCK

Every once in a while, just when you think you have seen everything, you run across a specimen which disposes your false confidence in a puff of smoke. Here, to save some poor rockhound the shock of such an incident, I should like to introduce ITACOLUMITE... the flexible rock.

Itacolumite, alias limbergrit, alias flexible sandstone, is probably the only rock able to be bent about 6 inches in either direction and will even sag under its own weight.

It would be unfair to describe Itacolumite as a tough rock. It is really quite delicate for a rock, and when forced beyond its limits, will readily crumble. Great care must be taken to prevent breakage, and Itacolumite should always be handled with reasonable care. If such measures are taken, Itacolumite can be a source of constant wonder in a collector's cabinet.

In recent years, Itacolumite has been the source of discussion as to whether it is sedimentary or metamorphic in origin. A large portion of it is now thought to be quartzite, a metamorphic rock, other than sandstone, which is sedimentary.

Generally Itacolumite consists of minute quartz crystals, with a sprinkling of chlorite, talc and mica. Some impurities are present, which do much to determine the color and strength of the rock. These minerals roughly interlock, much like gears, and turn against each other, thus, the elasticity.

Itacolumite, in itself, has no economic value. It is, however, a source of diamonds in Brazil. Released from their original matrix by erosion,

Brazilian diamonds eventually become trapped amid layers upon layers of Itacolumite. Erosion again took its toll, and the diamonds were again released, only to settle in the alluvial deposits where they are now mined. It would be interesting to note that even though it is in no case the original matrix, diamonds have been found in nearly every source of Itacolumite.

Itacolumite occurs in the Ural Mountains of Russia, scattered places in India, and throughout the southern Appalachian areas.

Stokes County, North Carolina has long been one of the best localities in the word for this unusual stone. It occurs throughout the county in huge boulders, which weather into rather thick slabs. One of my favorite locations is the road up Sauertown Mountain to the WSJS-TV transmitting station. The roadsides and gullies along the road are littered with large pieces of Itacolumite. Water running down the mountain has carved a ditch for itself out of the underlying Itacolumite and bottoms of most of the gullies are lined with rock.

In appearance, Itacolumite is much like sandstone. Layering is evident, about ½ to ¾ inch layers are common. Using a well-placed chisel or two the large pieces can be split into thin slabs along these zones. A dull handsaw can then be used to block the layers into the elongated rectangles suited for show.

As I have stated before, the impurities in Itacolumite tend to hamper its elastic properties. Pure or as pure as can be expected, Itacolumite is nearly snow white and has a very fine grain. Slabs ¼ inch and smaller of the purest type can sometimes be bent ten inches or more. The greater the impurities, the browner and coarser it is.

(Thanks to Kip Hodges, Tocks & Minerals, Via Sooner Rockologist; via Pick & Pack 9/86; via Glacial Drifter Aug 1990 repeat)

